

TÀI LIỆU THAM KHẢO

Tiếng Việt

- Danh, P. H., & Phúc, N. Đ. (2022). Nâng cao hàm lượng Eucalyptol trong tinh dầu tràn Gió bằng chưng cất phân đoạn chân không. *Tạp Chí Công Thương*.
- Lan, N. T. N., Duy, N. Q., & Ngọc, T. T. T. (2020). Thu nhận tinh dầu sả Java (*Cymbopogon winterianus* Jowitt) tại tỉnh Lâm Đồng bằng phương pháp chưng cất trực tiếp. *Tạp Chí Công Thương*.
- Nguyễn, N. T. P., Thành, L. M., Danh, T. T., & Tiến, L. X. (2022). Chưng cất phân đoạn citronellal từ tinh dầu sả Java (*Cymbopogon winterianus*) và tinh dầu bạch đàn chanh (*Eucalyptus citriodora*). *Tạp Chí Công Thương*.
- Nguyễn Trọng Phúc Nguyễn, Lê Minh Thành, Tống Thành Danh, & Tiến, L. X. (2022). Chưng cất phân đoạn citronellal từ tinh dầu sả Java (*Cymbopogon winterianus*) và tinh dầu bạch đàn chanh (*Eucalyptus citriodora*). *Tạp chí Công thương*, 3.

Tiếng Anh

- Abuelizz, H. A., Anouar, E., Marzouk, M., Taie, H. A. A., Ahudhaif, A., & Al-Salahi, R. (2020). DFT study and radical scavenging activity of 2-phenoxy pyridotriazolo pyrimidines by DPPH, ABTS, FRAP and reducing power capacity. *Chemical Papers*, 74(9), 2893-2899. doi:10.1007/s11696-020-01126-0
- Amanzadeh, Y., Ashrafi, M., & Mohammadi, F. (2006). New elaborated technique for isolation and purification of Limonene from Orange oil. *Iranian Journal of Pharmaceutical Sciences*, 2(2), 87-90.
- Ayunda, O., Rusli, M., & Agustian, E. (2023). *Process simulation and distillation unit design vacuum fractionation of rhodinol from citronella oil*. Paper presented at the IOP Conference Series: Earth and Environmental Science.
- Beneti, S. C., Rosset, E., Corazza, M. L., Frizzo, C. D., Di Luccio, M., & Oliveira, J. V. (2011). Fractionation of citronella (*Cymbopogon winterianus*) essential oil and concentrated orange oil phase by batch vacuum distillation. *Journal of Food Engineering*, 102(4), 348-354. doi:<https://doi.org/10.1016/j.jfoodeng.2010.09.011>
- Blois, M. S. (1958). Antioxidant determinations by the use of a stable free radical. *Nature's*, 181, 1199-1200. doi:dx.doi.org/10.1038/1811199a0
- Cahyani, C., & Cahayo, M. (2019). *Effect of Column Length in Batch Vacuum Fractionation on The Distribution of Major Components of Citronella Oil (Cymbopogon winterianus)*. Paper presented at the IOP Conference Series: Materials Science and Engineering.
- Cassel, E., & Vargas, R. M. (2006). Experiments and modeling of the *Cymbopogon winterianus* essential oil extraction by steam distillation. *Journal of the Mexican Chemical Society*, 50(3), 126-129.

- Do, D. N., Nguyen, D. P., Phung, V.-D., Le, X.-T., Le, T. M., Do, V. M., và các cộng sự. (2021). Fractionating of lemongrass (*Cymbopogon citratus*) essential oil by vacuum fractional distillation. *Processes*, 9(4), 593.
- Do, D. N., Nguyen, H. T. T., Huynh, T. H., Nguyen, N. P., & Luu, X. C. (2021). *Chemical composition, antibacterial and antioxidant activities of lemongrass (Cymbopogon citratus) essential oil and its fractions obtained by vacuum distillation.*
- Eden, W., Alighiri, D., Cahyono, E., Supardi, K., & Wijayati, N. (2018). *Fractionation of Java citronella oil and citronellal purification by batch vacuum fractional distillation.* Paper presented at the IOP Conference Series: Materials Science and Engineering.
- Ju, J., Xie, Y., Yu, H., Guo, Y., Cheng, Y., Qian, H., và các cộng sự. (2022). Synergistic interactions of plant essential oils with antimicrobial agents: A new antimicrobial therapy. *Crit Rev Food Sci Nutr*, 62(7), 1740-1751.
- Kamkar, A., Javan, A. J., Asadi, F., & Kamalinejad, M. (2010). The antioxidative effect of *Iranian Mentha pulegium* extracts and essential oil in sunflower oil. *Food and Chemical Toxicology*, 48(7), 1796-1800. doi:doi.org/10.1016/j.fct.2010.04.003
- Katsukawa, M., Nakata, R., Koeji, S., Hori, K., Takahashi, S., & Inoue, H. (2011). Citronellol and geraniol, components of rose oil, activate peroxisome proliferator-activated receptor α and γ and suppress cyclooxygenase-2 expression. *Bioscience, biotechnology, biochemistry*, 75(5), 1010-1012.
- Li, P., Ma, P.-S., Yi, S.-Z., Zhao, Z.-G., & Cong, L.-Z. (1994). A new Corresponding-States Group-Contribution method (CSGC) for estimating vapor pressures of pure compounds. *Fluid Phase Equilibria*, 101, 101-119.
- Mączka, W., Wińska, K., & Grabarczyk, M. (2020). One hundred faces of Geraniol. *Molecules*, 25(14), 3303.
- Marinova, G., & Batchvarov, V. (2011). Evaluation of the methods for determination of the free radical scavenging activity by DPPH. *Bulgarian Journal of Agricultural Science*, 17(1), 11-24.
- Milojević, S., Glisic, S., & Skala, D. (2010). The batch fractionation of *Juniperus communis* L. essential oil: Experimental study, mathematical simulation and process economy. *Chemical Industry and Chemical Engineering Quarterly*, 16. doi:10.2298/CICEQ100317026M
- Nguyen, Q.-D., La, Q.-D., & Nguyen, N.-N. J. R. a. (2023). Green removal of unpleasant volatiles from soapberry (*Sapindus mukorossi*) extracts by two-phase microbial fermentation fortified with pomelo peel waste. *13(19)*, 13282-13291.
- Parra, M., León, A.-Y., & Hoyos, L. (2010). Separation of fractions from vacuum residue by supercritical extraction. *CT&F - Ciencia, Tecnología y Futuro*, 4, 83-90.

- Perini, J., Silvestre, W., Agostini, F., Toss, D., & Pauletti, G. (2017). Fractioning of orange (*Citrus sinensis* L.) essential oil using vacuum fractional distillation. *Separation Science Technology*, 52(8), 1397-1403.
- Ravindran, P. (2017). *The encyclopedia of herbs and spices*: CABI.
- Re, R., Pellegrini, N., Proteggente, A., Pannala, A., Yang, M., & Rice-Evans, C. (1999). Antioxidant activity applying an improved ABTS radical cation decolorization assay. *Free Radic Biol Med*, 26(9-10), 1231-1237. doi:10.1016/s0891-5849(98)00315-3
- Santos, P. L., Matos, J. P. S., Picot, L., Almeida, J. R., Quintans, J. S., Quintans-Júnior, L. J. J. F., và các cộng sự. (2019). Citronellol, a monoterpene alcohol with promising pharmacological activities-A systematic review. *123*, 459-469.
- Sedikelo, G., Lenetha, G., & Malebo, N. J. S. A. (2022). Chromatography-mass spectrometry and chemical characteristics of *Thymus zygis* and *Cymbopogon winterianus* essential oils: Possible insect repellents. *15*, e01095.
- Sharma, R., Rao, R., Kumar, S., Mahant, S., & Khatkar, S. (2019a). Therapeutic potential of citronella essential oil: a review. *Current Drug Discovery Technologies*, 16(4), 330-339.
- Sharma, R., Rao, R., Kumar, S., Mahant, S., & Khatkar, S. J. C. D. D. T. (2019b). Therapeutic potential of citronella essential oil: a review. *16*(4), 330-339.
- Shoaib, M., Satti, L., Hussain, A., Khursheed, N., Sarwar, S., Shah, A. H., và các cộng sự. (2021). Disc diffusion testing of azithromycin against clinical isolates of typhoidal *Salmonellae*: a diagnostic conundrum. *13*(7).
- Silvestre, W. P., Agostini, F., Muniz, L. A., & Pauletti, G. F. (2016). Fractionating of green mandarin (*Citrus deliciosa* Tenore) essential oil by vacuum fractional distillation. *Journal of Food Engineering*, 178, 90-94.
- Silvestre, W. P., Agostini, F., Muniz, L. A. R., & Pauletti, G. F. (2016). Fractionating of green mandarin (*Citrus deliciosa* Tenore) essential oil by vacuum fractional distillation. *Journal of Food Engineering*, 178, 90-94. doi:<https://doi.org/10.1016/j.jfoodeng.2016.01.011>
- Silvestre, W. P., Medeiros, F. R., Agostini, F., Toss, D., & Pauletti, G. F. (2019). Fractionation of rosemary (*Rosmarinus officinalis* L.) essential oil using vacuum fractional distillation. *Journal of Food Science and Technology*, 56(12), 5422-5434. doi:10.1007/s13197-019-04013-z
- Simic, A., Rančić, A., Sokovic, M., Ristic, M., Grujic-Jovanovic, S., Vukojevic, J., và các cộng sự. (2008). Essential oil composition of *Cymbopogon winterianus*. and *Carum carvi*. and their antimicrobial activities. *Pharmaceutical biology*, 46(6), 437-441.
- Singh, A., & Kumar, A. (2017a). Cultivation of Citronella (*Cymbopogon winterianus*) and evaluation of its essential oil, yield and chemical composition in Kannauj region. *Int J Biotechnol Biochem*, 13(2), 139-146.

- Singh, A., & Kumar, A. J. I. J. B. B. (2017b). Cultivation of Citronella (*Cymbopogon winterianus*) and evaluation of its essential oil, yield and chemical composition in Kannauj region. *13*(2), 139-146.
- Singh, A., Kumar, A. J. I. J. o. B., & Biochemistry. (2017). Cultivation of Citronella (*Cymbopogon winterianus*) and evaluation of its essential oil, yield and chemical composition in Kannauj region. *13*(2), 139-146.
- Songkro, S., Hayook, N., Jaisawang, J., Maneenuan, D., Chuchome, T., & Kaewnopparat, N. (2012). Investigation of inclusion complexes of citronella oil, citronellal and citronellol with β -cyclodextrin for mosquito repellent. *Journal of Inclusion Phenomena and Macrocyclic Chemistry*, *72*, 339-355.
- Terwee, C. B., Peipert, J. D., Chapman, R., Lai, J.-S., Terluin, B., Cella, D., và các cộng sự. (2021). Minimal important change (MIC): a conceptual clarification and systematic review of MIC estimates of PROMIS measures. *30*, 2729-2754.
- Verma, R. S., Verma, S. K., Tandon, S., Padalia, R. C., & Darokar, M. P. (2020). Chemical composition and antimicrobial activity of Java citronella (*Cymbopogon winterianus* Jowitt ex Bor) essential oil extracted by different methods. *Journal of Essential Oil Research*, *32*(5), 449-455.
- Verma, R. S., Verma, S. K., Tandon, S., Padalia, R. C., & Darokar, M. P. J. J. o. E. O. R. (2020). Chemical composition and antimicrobial activity of Java citronella (*Cymbopogon winterianus* Jowitt ex Bor) essential oil extracted by different methods. *32*(5), 449-455.
- Wankat, P. C. (2006). *Separation process engineering*: Pearson Education.
- Wany, A., Kumar, A., Nallapeta, S., Jha, S., Nigam, V. K., & Pandey, D. M. (2014). Extraction and characterization of essential oil components based on geraniol and citronellol from Java citronella (*Cymbopogon winterianus* Jowitt). *Plant Growth Regulation*, *73*, 133-145.
- Yang, F., Zhang, H., Tian, G., Ren, W., Li, J., Xiao, H., và các cộng sự. (2021). Effects of Molecular Distillation on the Chemical Components, Cleaning, and Antibacterial Abilities of Four Different Citrus Oils. *8*, 731724.
- Zheng, L., Zhao, M., Xiao, C., Zhao, Q., & Su, G. (2016). Practical problems when using ABTS assay to assess the radical-scavenging activity of peptides: Importance of controlling reaction pH and time. *Food chemistry*, *192*, 288-294. doi:doi.org/10.1016/j.foodchem.2015.07.015

PHỤ LỤC A – ANOVA

a. ABTS

ANOVA

DPPH

	Sum of Squares	df	Mean Square	F	Sig.
Between Groups	76,755	4	19,189	11317,981	0,000
Within Groups	0,034	20	0,002		
Total	76,789	24			

Hoạt tính chống gốc tự do DPPH (mg AAE/mL EO)

Tukey HSD^a

Sample	N	Subset for alpha = 0.05				
		1	2	3	4	5
F1	5	2,849953				
F2	5		3,327702			
F3	5			3,558929		
Thô	5				6,537285	
F4	5					7,018633
Sig.		1,000	1,000	1,000	1,000	1,000

Means for groups in homogeneous subsets are displayed.

a. Uses Harmonic Mean Sample Size = 5.000.

b. DPPH**ANOVA**

ABTS

	Sum of Squares	df	Mean Square	F	Sig.
Between Groups	15,254	4	3,813	604,904	0,000
Within Groups	0,126	20	0,006		
Total	15,380	24			

Hoạt tính chống gốc tự do ABTS (mg TE/mL EO)Tukey HSD^a

Sample	N	Subset for alpha = 0.05			
		1	2	3	4
F1	5	5,495460			
F3	5	5,584260			
Thô	5		6,563080		
F2	5			7,090100	
F4	5				7,434340
Sig.		0,418	1,000	1,000	1,000

Means for groups in homogeneous subsets are displayed.

a. Uses Harmonic Mean Sample Size = 5.000.

c. KHÁNG KHUẨN

S. aureus

ANOVA

S. aureus

	Sum of Squares	df	Mean Square	F	Sig.
Between Groups	125.137	5	25.027	4290.418	0.000
Within Groups	0.070	12	0.006		
Total	125.207	17			

S. aureus

Tukey HSD^a

PD	N	Subset for alpha = 0.05					
		a	b	c	d	e	f
F3	3	11.8067					
F1	3		12.1500				
Thô	3			13.2100			
F4	3				13.6467		
F2	3					15.4900	
KS	3						19.5767
Sig.		1.000	1.000	1.000	1.000	1.000	1.000

Means for groups in homogeneous subsets are displayed.

a. Uses Harmonic Mean Sample Size = 3,000.

S. pneumoniae

ANOVA

S. pneumoniae

	Sum of Squares	df	Mean Square	F	Sig.
Between Groups	73.687	5	14.737	2444.906	0.000
Within Groups	0.072	12	0.006		
Total	73.759	17			

S. pneumoiae

Tukey HSD^a

PD	N	Subset for alpha = 0.05					
		a	b	c	d	e	f
F3	3	10.8367					
F1	3		12.0500				
Thô	3			12.5800			
F4	3				13.7600		
F2	3					14.0267	
KS	3						17.2700
Sig.		1.000	1.000	1.000	1.000	1.000	1.000

Means for groups in homogeneous subsets are displayed.

a. Uses Harmonic Mean Sample Size = 3,000.

E. coli

ANOVA

E. coli

	Sum of Squares	df	Mean Square	F	Sig.
Between Groups	90.856	5	18.171	2244.902	0.000
Within Groups	0.097	12	0.008		
Total	90.953	17			

E. coli

Tukey HSD^a

e.coli	N	Subset for alpha = 0.05					
		a	b	c	d	e	f
F3	3	7.9500					
F1	3		10.6000				
Thô	3			11.2533			
F4	3				12.0200		
F2	3					13.3133	
KS	3						15.1800
Sig.		1.000	1.000	1.000	1.000	1.000	1.000

Means for groups in homogeneous subsets are displayed.

a. Uses Harmonic Mean Sample Size = 3,000.

V. parahaemolyticus

ANOVA

V. parahaemolyticus

	Sum of Squares	df	Mean Square	F	Sig.
Between Groups	167.946	5	33.589	5598.204	0.000
Within Groups	0.072	12	0.006		
Total	168.018	17			

V. parahaemolyticus

Tukey HSD^a

duongruot	N	Subset for alpha = 0.05					
		a	b	c	d	e	f
F3	3	11.3767					
F1	3		12.2700				
Thô	3			14.6867			
F4	3				14.9500		
F2	3					15.4800	
KS	3						20.9233
Sig.		1.000	1.000	1.000	1.000	1.000	1.000

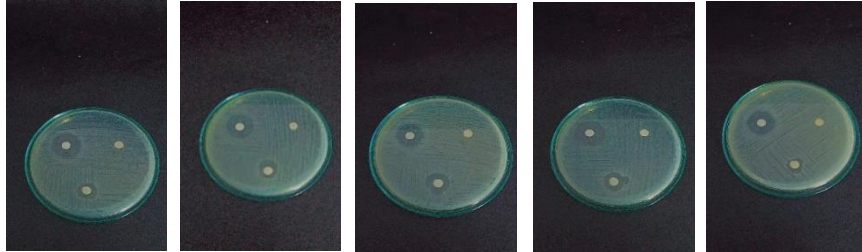
Means for groups in homogeneous subsets are displayed.

a. Uses Harmonic Mean Sample Size = 3,000.

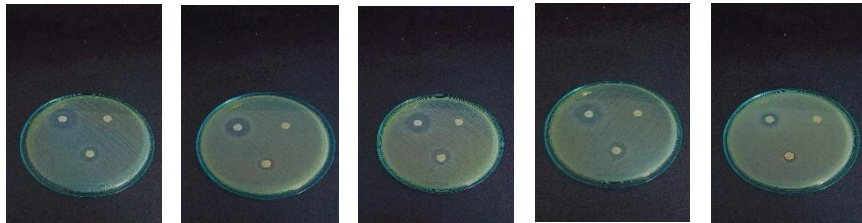
PHỤ LỤC B – VI SINH

a. Đĩa thạch

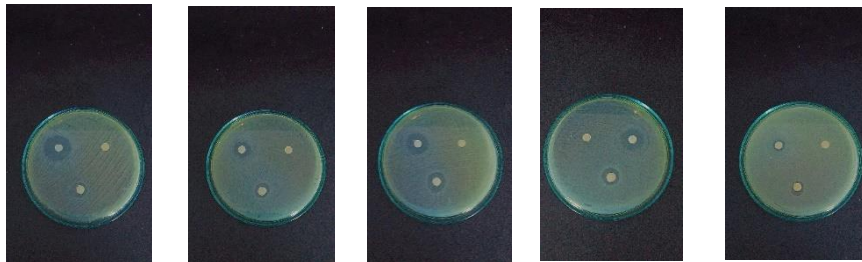
S. aureus



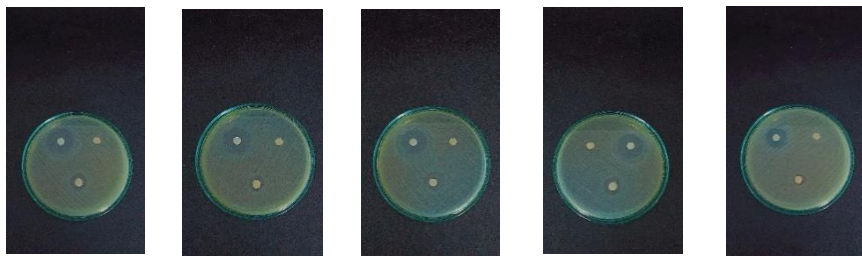
S. pneumoniae




E. coli




V. parahaemolyticus



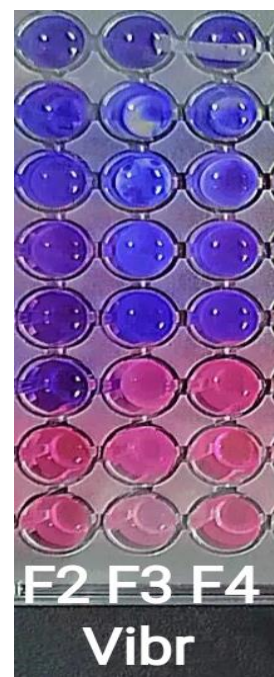


b. Giếng 96



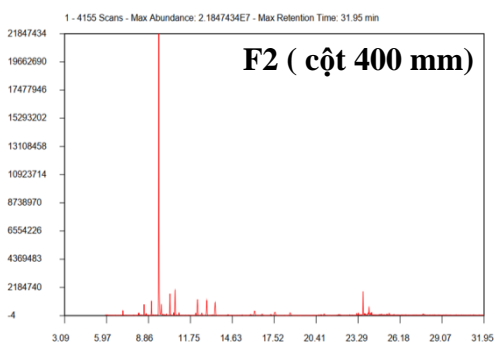
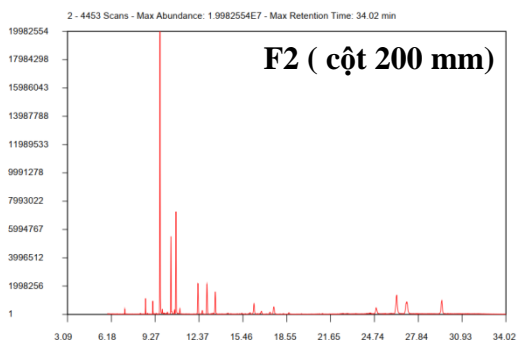
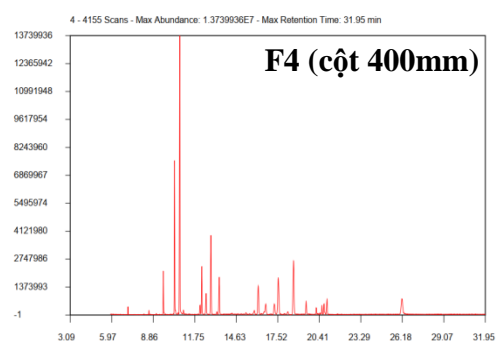
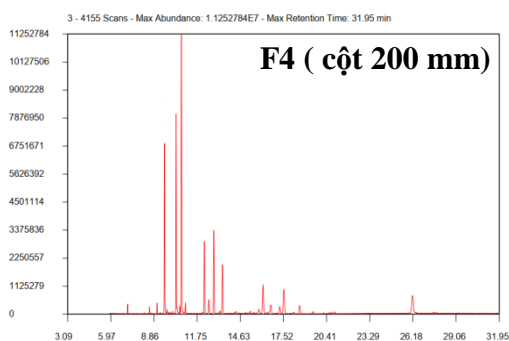
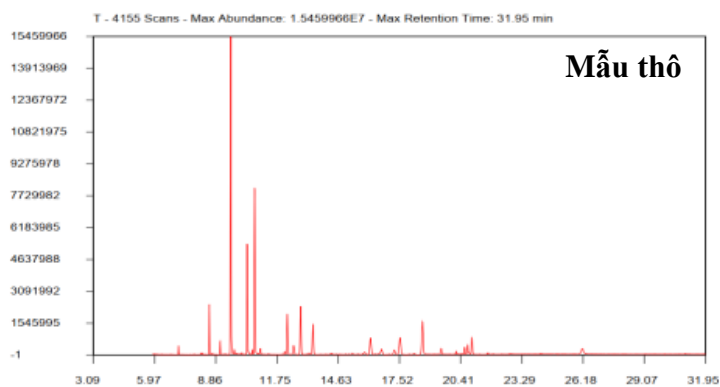
Thô



F1



PHỤ LỤC C – KẾT QUẢ GC – MS



PHỤ LỤC D – KẾT QUẢ PHÂN ĐOẠN

a. Hình ảnh mẫu tinh dầu phân đoạn



Thô

F1

F2

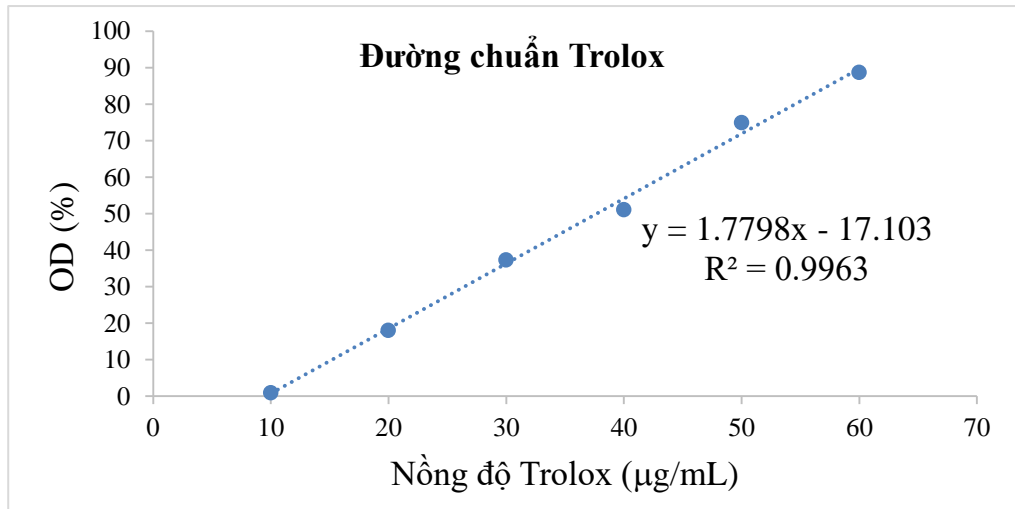
F3

F4

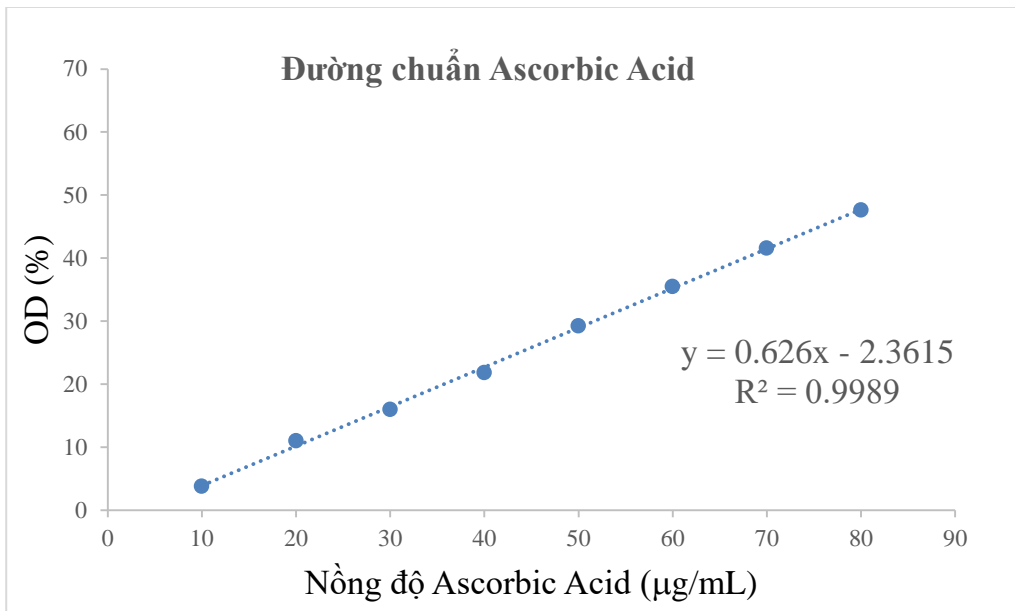
b. Thành phần Citronella ở phân đoạn F2 và Rhodinol ở phân đoạn F4 trong thí nghiệm khảo sát ảnh hưởng cột chưng cất

	Cột 200	Cột 300	Cột 400
Độ thu hồi Citronella	71,95	88,89	92,79
Độ thu hồi Rhodinol	46,15	71,42	81,30
% Citronellal (F2)	68	78	80
% Rhodinol (F4)	48	65	71

c. Đường chuẩn Trolox - Phương pháp ABTS



d. Đường chuẩn Ascorbic Acid - Phương pháp DPPH



PHỤ LỤC E – HÌNH ẢNH THIẾT BỊ

